






Cupa Americii, Lake Placid
14.03.2016

Bob feminin

- 1  EBERLING Katie / EVANS Terra
Total: 1:56.40
Run 1 5.60 10.14 21.36 30.83 34.88 39.08 40.87 43.32 51.11 58.22 (1) - - - 117.8
Run 2 5.57 10.10 21.31 30.76 34.79 38.98 40.77 43.22 51.04 58.18 (1) - - - 117.6
- 2  RISSLING Alysia / LEE Kasha
Total: 1:57.02 (+0.62)
Run 1 5.71 10.26 21.54 31.03 35.07 39.24 41.04 43.49 51.28 58.37 (2) +0.15 - - - 117.6
Run 2 5.70 10.24 21.57 31.09 35.12 39.31 41.11 43.57 51.43 58.65 (2) +0.47 - - - 117.2
- 3  KOPLIN Kristi / AJOKU Maureen
Total: 1:57.21 (+0.81)
Run 1 5.68 10.23 21.53 31.04 35.07 39.24 41.03 43.48 51.31 58.43 (3) +0.21 - - - 117.8
Run 2 5.71 10.27 21.60 31.14 35.21 39.43 41.23 43.69 51.57 58.78 (3) +0.60 - - - 117.1
- 7  CONSTANTIN Maria Adela / HALAY Erika Anett
Total: 1:58.30 (+1.90)
Run 1 5.83 10.42 21.73 31.32 35.40 39.62 41.43 43.89 51.76 58.99 (8) +0.77 - - - 116.7
Run 2 5.88 10.49 21.86 31.48 35.57 39.80 41.62 44.10 52.02 59.31 (7) +1.13 - - - 116.1
- 8  GRECU Andreea / VILD Olivia Franciska
Total: 1:59.52 (+3.12)
Run 1 5.98 10.61 22.01 31.65 35.80 40.10 41.94 44.45 52.45 59.81 (10) +1.59 - - - 114.9
Run 2 5.89 10.53 21.95 31.62 35.78 40.07 41.91 44.41 52.39 59.71 (8) +1.53 - - - 115.3